

APENDICECTOMIAS

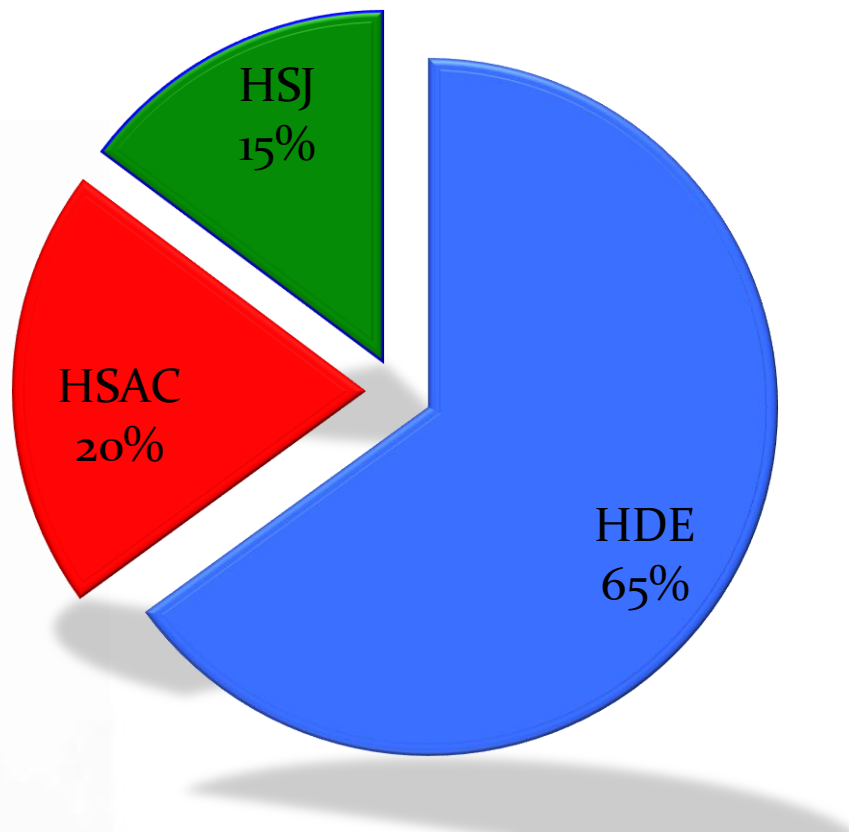
2008 – 2011

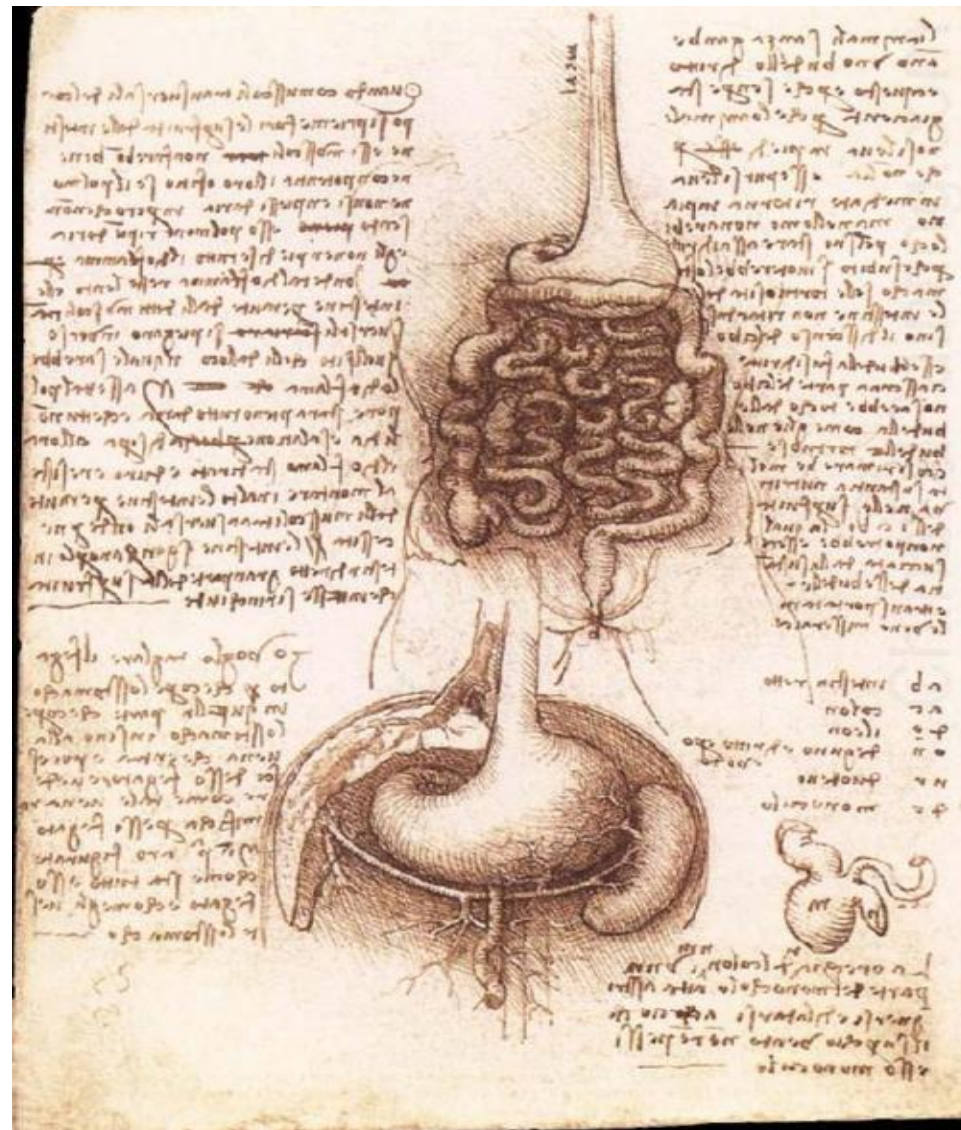
CHLC



APENDICECTOMIAS

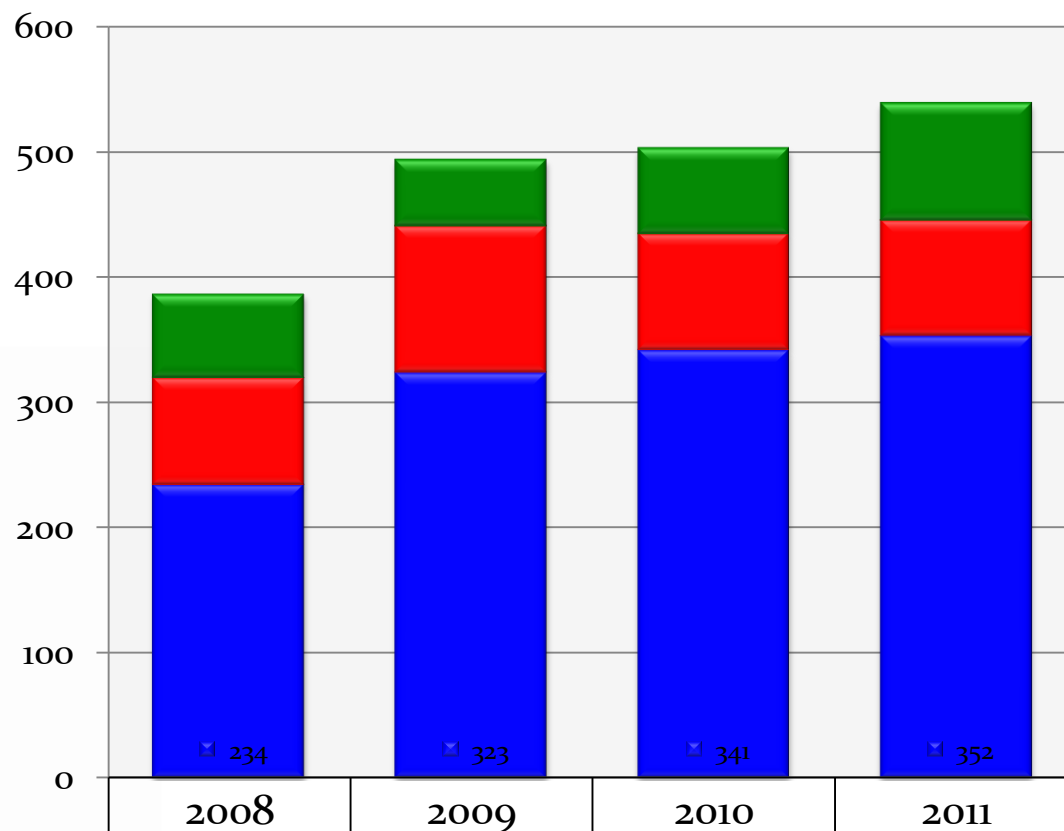
% Apendicectomias por Hospital







APENDICECTOMIAS



■ Hospital S. José	67	54	69	94
■ Hospital Capuchos	86	117	93	93
■ Hospital Dona Estefânia	234	323	341	352

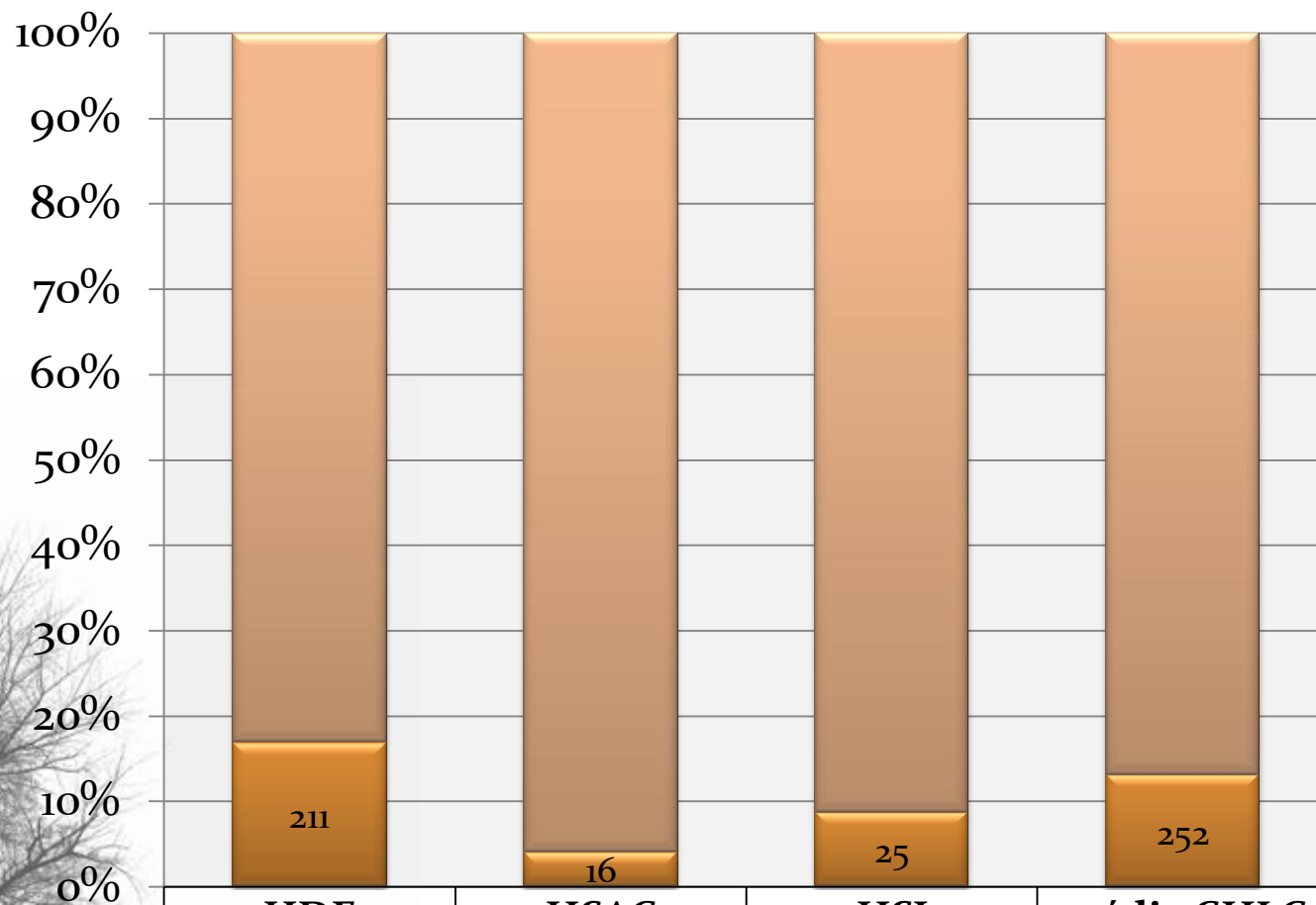


APENDICECTOMIAS

N.º Apendicectomias por Hospital e por ano					
Hospital	2008	2009	2010	2011	Total
Hospital Dona Estefânia	234	323	341	352	1250
Hospital Capuchos	86	117	93	93	389
Hospital S. José	67	54	69	94	284
Total CHLC	387	494	503	539	1923



APENDICECTOMIAS



convencionais	1039	373	259	1671
laparoscópicas	211	16	25	252

APENDICECTOMIAS



Willard Parker





APENDICECTOMIAS

N.º Apendicectomias por Hospital, por ano e procedimento principal

Hospital	procedimento	2008	2009	2010	2011	Total	% 4701 por Hospital
Hospital Dona Estefânia	4701	3	32	100	76	211	16.88%
	outros	231	291	241	276	1039	
	total	234	323	341	352	1250	
Hospital Capuchos	4701	2	7	4	3	16	4.11%
	outros	84	110	89	90	373	
	total	86	117	93	93	389	
Hospital de S. José	4701	0	6	8	11	25	8.80%
	outros	67	48	61	83	259	
	total	67	54	69	94	284	
Total CHLC	4701	5	45	112	90	252	13.10%
	outros	382	449	391	449	1671	
	total	387	494	503	539	1923	




APENDICECTOMIAS

Apendicectomias por GDH e Hospital - N.º doentes e Demora média

GDH	HDE		HSAC		HSJ		Total Geral	
	N.º doentes	Demora média	N.º doentes	Demora média	N.º doentes	Demora média	N.º doentes	Demora média
164	20	12.80	22	9.45	11	10.91	53	11.02
165	242	6.29	54	5.89	30	5.07	326	6.11
166	12	6.83	16	4.88	17	6.94	45	6.18
167	976	3.78	297	2.93	226	2.92	1499	3.48
Total CHLC	1250	4.44	389	3.79	284	3.70	1923	4.20

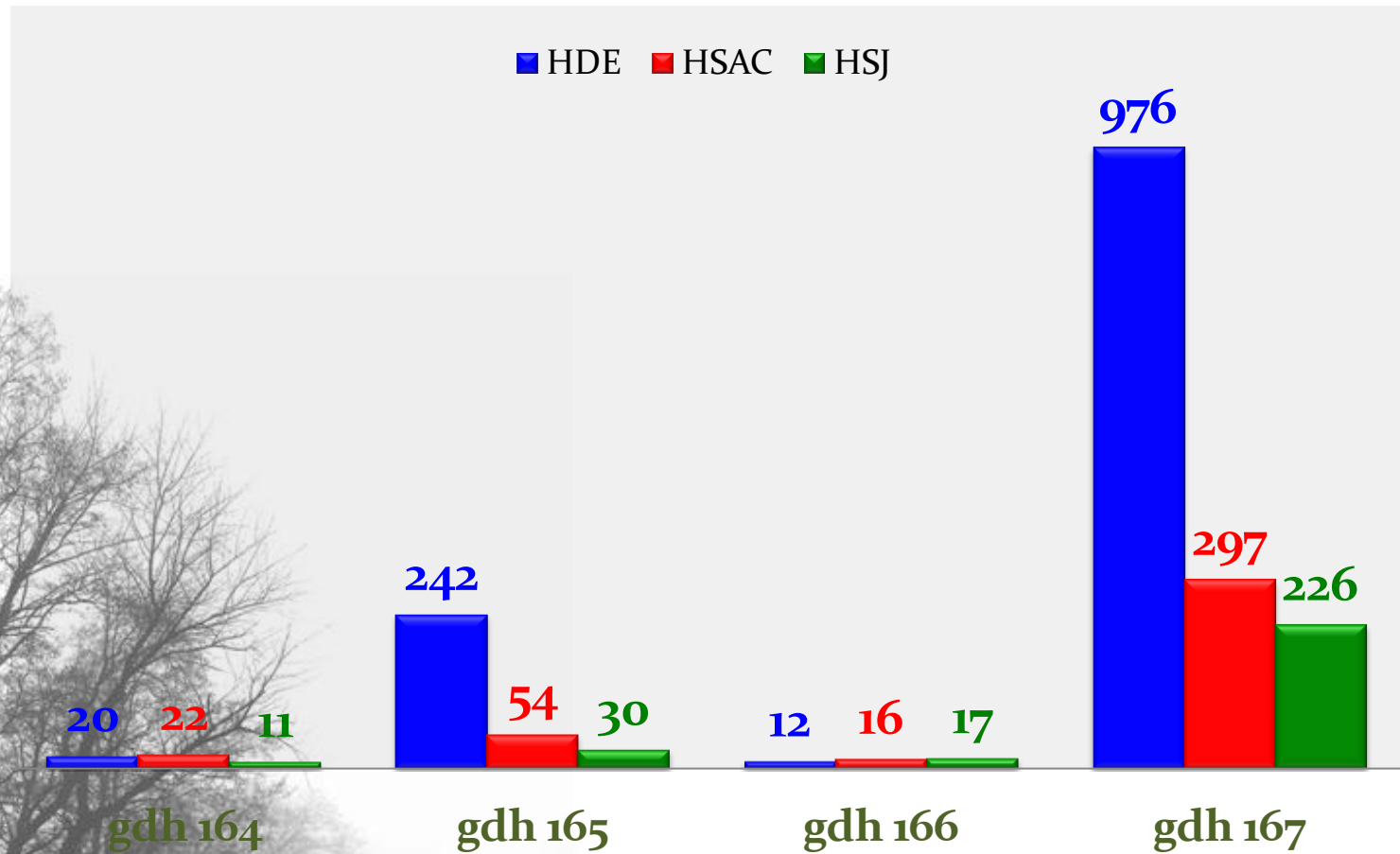


APENDICECTOMIAS





APENDICECTOMIAS





APENDICECTOMIAS



Charles McBurney



APENDICECTOMIAS

N.º Apendicectomias por GDH, Hospital e procedimento principal						
GDH	procedimento	HDE	HSAC	HSJ	Total Geral	% 47.01 por GDH
164	47.01	2	0	0	2	3.77%
	outros	18	22	11	51	
	total	20	22	11	53	
165	47.01	18	3	4	25	7.67%
	outros	224	51	26	301	
	total	242	54	30	326	
166	47.01	2	0	1	3	6.67%
	outros	10	16	16	42	
	total	12	16	17	45	
167	47.01	189	13	20	222	14.81%
	outros	787	284	206	1277	
	total	976	297	226	1499	
Total CHLC	47.01	211	16	25	252	13.10%
	outros	1039	373	259	1671	
	total	1250	389	284	1923	

APENDICECTOMIAS





APENDICECTOMIAS

N.º doentes e demora média do GDH 164, por Hospital

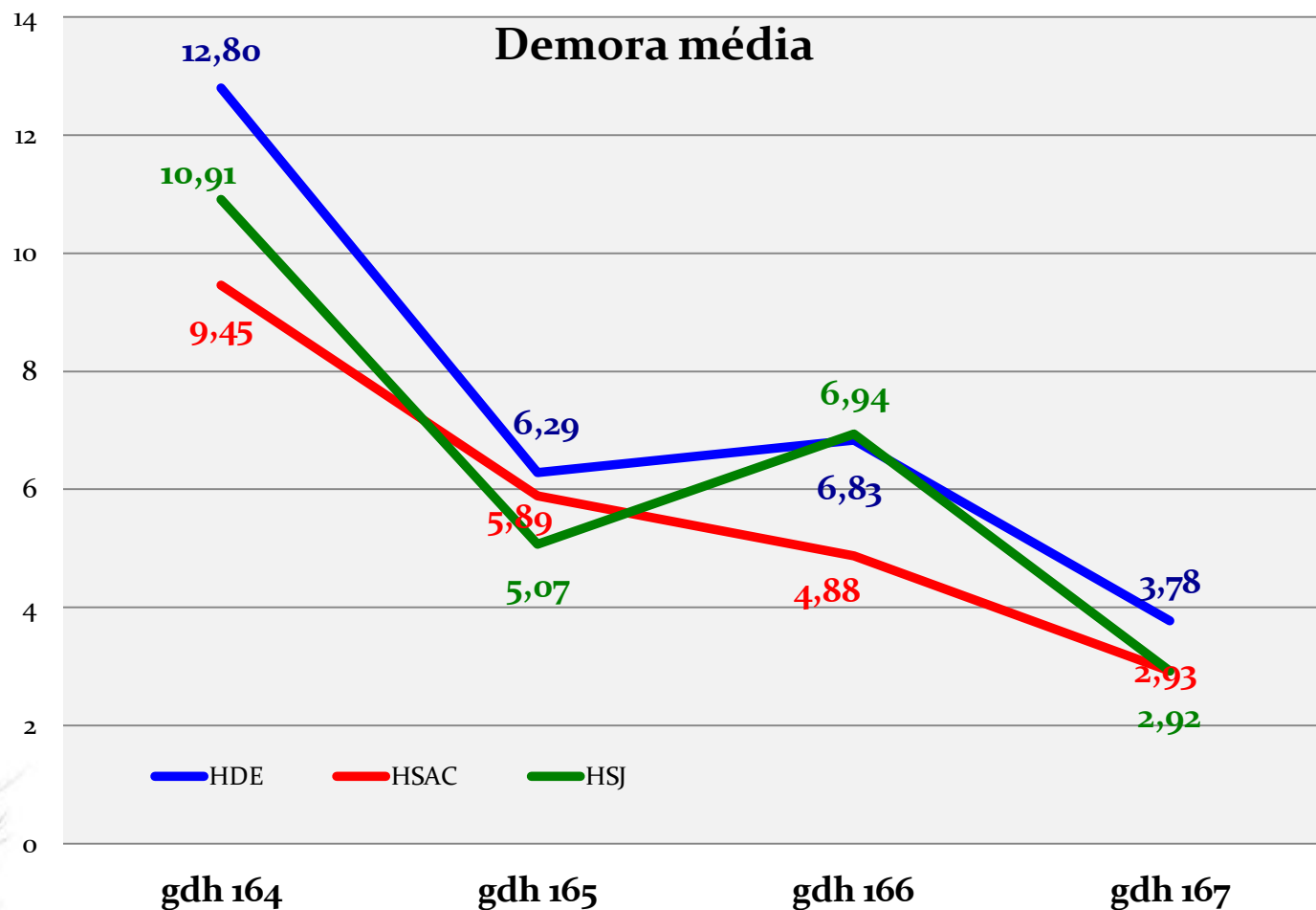
Diagnóstico Principal	HDE		HSAC		HSJ		Total CHLC	
	N.º doentes	Demora média	N.º doentes	Demora média	N.º doentes	Demora média	N.º doentes	Demora média
5400	13	12.15	7	7.57	6	11.17	26	10.69
5401	7	14.00	15	10.33	5	10.60	27	11.33
Total Geral	20	12.80	22	9.45	11	10.91	53	11.02

N.º doentes e demora média do GDH 165, por Hospital

Diagnóstico Principal	HDE		HSAC		HSJ		Total CHLC	
	N.º doentes	Demora média	N.º doentes	Demora média	N.º doentes	Demora média	N.º doentes	Demora média
5400	155	6.33	17	5.35	17	4.65	189	6.09
5401	87	6.21	37	6.14	13	5.62	137	6.13
Total Geral	242	6.29	54	5.89	30	5.07	326	6.11



APENDICECTOMIAS



APENDICECTOMIAS





APENDICECTOMIAS

DRG	código 996.00 a 999.9	Hospital			Total Geral
		HDE	HSAC	HSJ	
164	997.4		2	3	5
	998.59	12	8	4	24
	997.4 + 998.59		2	2	4
	sem código 996.XX a 999.9	8	10	2	20
	total	20	22	11	53
166	997.1			1	1
	997.4	1	1		2
	999.2		1		1
	998.59	2		1	3
	998.89		1		1
	997.4 + 998.59		1		1
	sem código 996.XX a 999.9	9	12	15	36
	total	12	16	17	45
Total CHLC	997.1			1	1
	997.4	1	3	3	7
	998.2	1			1
	999.2		1		1
	998.59	14	8	5	27
	998.89		1		1
	997.4 + 998.59		3	2	5
	sem código 996.XX a 999.9	1234	373	273	1880



USA

The lowest charge for removal of an appendix was \$1,529, while the highest was \$182,955. The median was \$33,611.

Treatments for Medicaid patients were associated with a 2.3% cost increase; for uninsured patients, related costs were 1.4% higher than the median.

The median charge for the procedure at a county hospital was 36.6% lower than at nonprofit hospitals; costs at for-profit hospitals were 16.3% higher.

Even within the county with the lowest range of charges, Fresno, the highest and lowest costs varied by \$46,204, suggesting that geography does not fully explain the dramatic variations.



USA

The researchers conclude: “Our first result of the median charge for treating ‘**uncomplicated**’ appendicitis of \$33, 611 would certainly startle many patients. Given estimates that 60% of bankruptcies in the United States involve catastrophic medical expenses, these data should alarm those making decisions about our society’s ability to obtain medical care without financial catastrophe.”



APPENDIC ECTOMY

NEIL PHILIPS APPENDECTOMY



About t heal bum

Appendectomy by Neil Phillips

A one-off musical exploration of the experience of abdominal illness and surgery

“Concept albums are generally ambitious in scope. Not this, which is all about having your appendix out... his song-cycle of downbeat electronica is both extremely likeable and completely moronic... Deadpan delight...”

The Word, issue 96, Feb 20 11

The album is available to download from **iTunes** or you can purchase a CD by emailing **np@eclectic-music.co.uk**

Art work by **Lulu Howarth**, remixes by **MINSTR**

ABOUT
TRACKLIST
VIDEOS

